

Water Treatment



ATHENA BT

ELECTROMAGNETIC TIMED DOSING PUMPS



Main characteristics

- PVDF PUMP HEAD suitable for chemicals used in Industrial, Waste Water Treatment and Potable Water applications
- CERAMIC BALLS. Full chemical compatibility
- PTFE DIAPHRAGM unique life expectancy and compatibility with most chemicals
- STEADY DOSING Stabilized Multi Power Supply 100÷240 Vac 50/60 Hz with reduced consumption
- QUICK CONNECTIONS
- MANUAL PRIMING VALVE
- IP65 PROTECTION
- ADJUSTABLE FLOW RATE BY THE DIGITAL CONTROL PANEL
- POWER-ON and LEVEL ALARM LED
- DIGITAL WITH BUILT-IN TIMER
- Daily and weekly programming, max 10 actions allowing for hour, quantity and time setting
- Able to dose with timed intervals
- Anti-seepage system

Dosing Pump.it



INJECTA
the perfect dosing

Water Treatment



Athena – Performance data

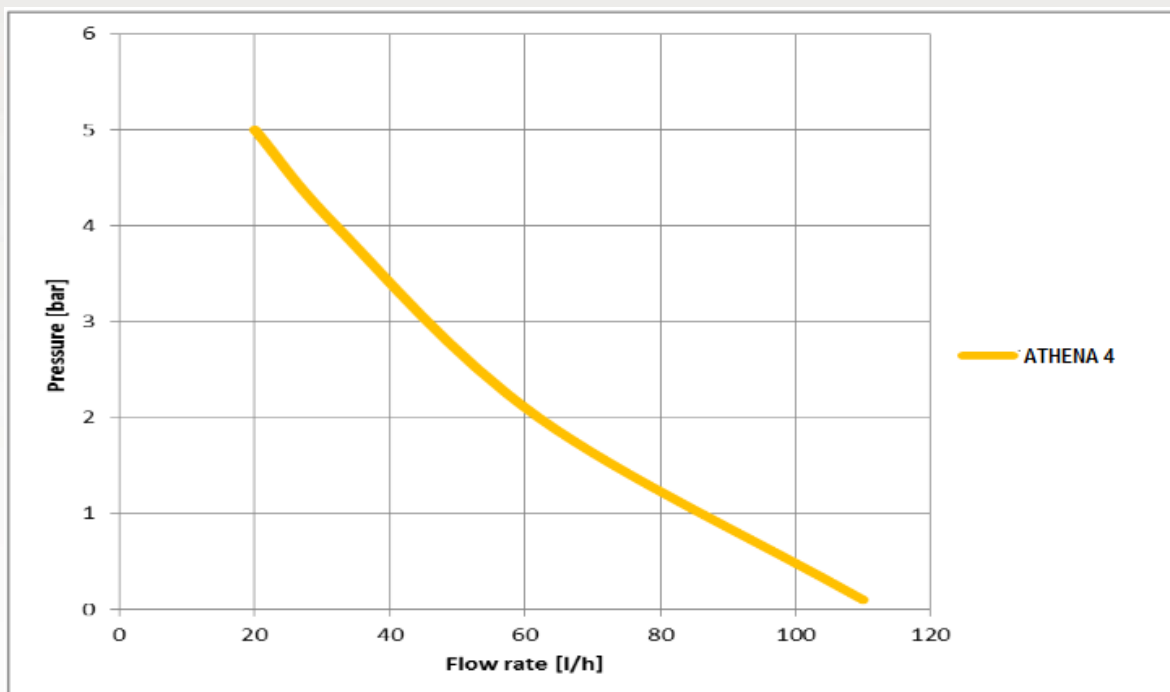
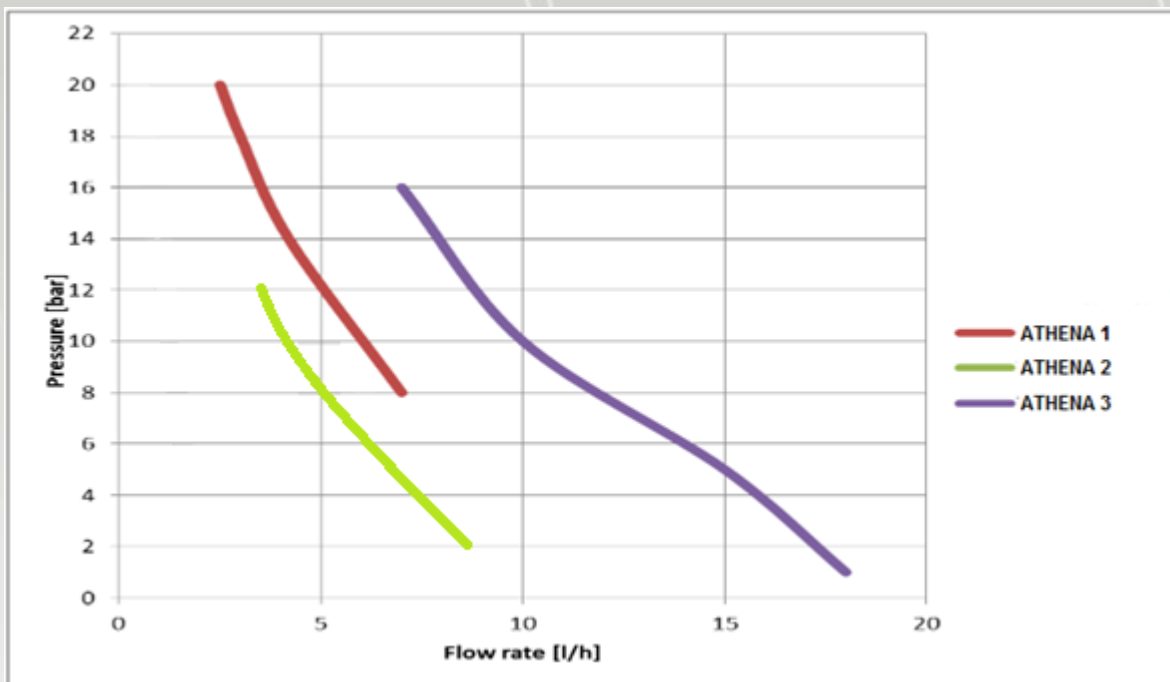
PERFORMANCES TEST HAS BEEN DONE AT AMBIENT TEMPERATURE, WITH WATER, AT 1,5 mt SUCTION HEIGHT

FLOW RATES	PRESSURES	CC/IMP.	CONNECTIONS	STROKES/MIN.	CONSUMPTION	WEIGHT	MODEL
2,5 l/h	20 bar	0,35	4x6 – 4x7	120	14 watt	3kg	Athena 1
3 l/h	18 bar	0,42	4x6 – 4x7	120	14 watt	3 kg	
4,2 l/h	14 bar	0,58	4x6 – 4x7	120	14 watt	3 kg	
7 l/h	8 bar	0,97	4x6 – 4x7	120	14 watt	3 kg	
3 l/h	12 bar	0,31	4x6	160	20 watt	3 kg	Athena 2
4 l/h	10 bar	0,42	4x6	160	20 watt	3 kg	
5 l/h	8 bar	0,52	4x6	160	20 watt	3 kg	
8 l/h	2 bar	0,83	4x6	160	20 watt	3 kg	
7 l/h	16 bar	0,39	4x6	300	40 watt	4 kg	Athena 3
10 l/h	10 bar	0,56	4x6	300	40 watt	4 kg	
15 l/h	5 bar	0,83	4x6	300	40 watt	4 kg	
18 l/h	1 bar	1,00	4x6	300	40 watt	4 kg	
20 l/h	5 bar	1,11	8x12	300	40 watt	4 kg	Athena 4
32 l/h	4 bar	1,78	8x12	300	40 watt	4 kg	
62 l/h	2 bar	3,44	8x12	300	40 watt	4 kg	
110 l/h	0,1 bar	6,11	8x12	300	40 watt	4 kg	

Dosing Pump



Water Treatment



Dosing Pump.it




Water Treatment



Anti-seepage system

The anti-seepage system, is a solution to prevent the intrusion of chemical product inside the pump: leakage and chemical intrusion can happen when the O-ring is damaged or consumed by regular use.

This device is integrated in the hydraulic part, between pump head and body, behind the diaphragm: the outgoing collection channel of the anti-seepage device (see below blue arrow) collects the leakage and expel it out. When the leakage is visible, the operator can proceed either tightening the 4 bolts of the head (4Nm torque) or disassembling the head and inspect it in order to understand leakage causes .



Anti-seepage device

collection channel

Dosing Pump



INJECTA
the perfect dosing

Water Treatment



Main applications

- Electroplating industry, Pickling, Degreasing and metal treatment
- Cooling Tower
- Potable water
- Reverse osmosis
- Paper industry
- Ceramic industry

Example of installation



Dosing Pump.it



INJECTA
the perfect dosing


Water Treatment





Installation kit




Accessories


AC.VSA (ATHENA.1 .2 .3)	
	<ul style="list-style-type: none"> • PvdF Pump head with automatic bleed valve • Flow reduction, according to the quantity of air in the liquid



AC.VM PVDF	
	<ul style="list-style-type: none"> • Multifunction valve, anti-syphon, backpressure, safety • PVDF body, PTFE membrane • Adjustable Pressure 0-5 bar • Relief Pressure 0-18 bar

AC.SF	
	<ul style="list-style-type: none"> • PVC Flow sensor • FPM Seals • 4x6 / 8x12 connections

AC.SL	
	<ul style="list-style-type: none"> • Floating level probe with bipolar cable (2 mt) with support

AC.ST	
	<ul style="list-style-type: none"> • Horizontal base mounting bracket

PRIMING AID	
	<ul style="list-style-type: none"> • Capacity: 300 ml • PVC body • FPM seals • Connections: 4x6mm - 8x12mm

AC.VIE	
	<ul style="list-style-type: none"> • Extractable injection valve PVC 1/2" g.m. IN - 1/2" g.m. OUT
	<ul style="list-style-type: none"> • Extractable injection valve with ball valve PVC 1/2" g.m. IN - 1/2" g.m. OUT

AC.VS	
	<ul style="list-style-type: none"> • Back-pressure valve up to 10 bar • PTFE diaphragm

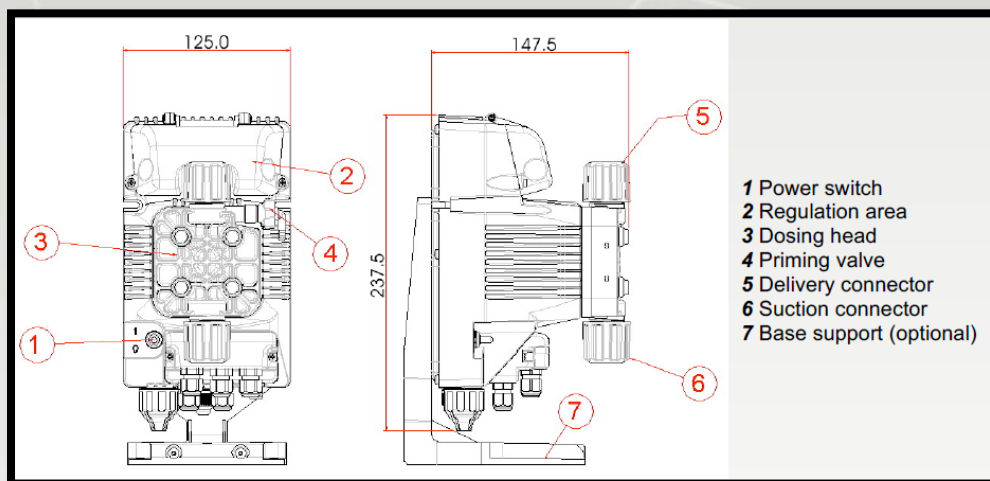
Dosing Pump.it



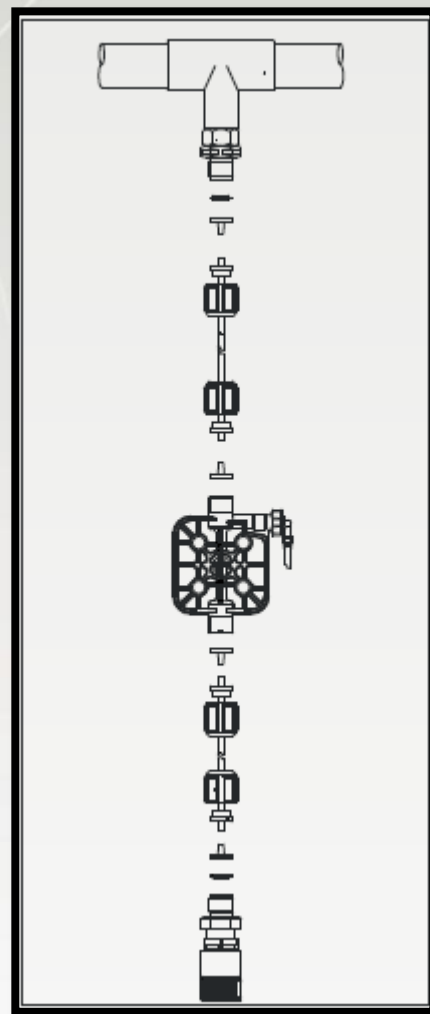
Water Treatment



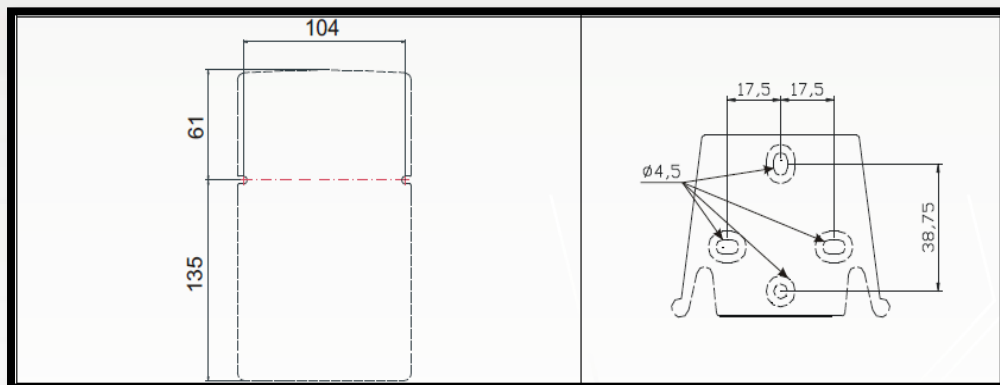
Dimensional drawings



Plumbing



Fixing templates



Dosing Pump.it



INJECTA
the perfect dosing